

## WB MONO MS-LE standard performance



### SILANE ADHESIVE





Monocomponent silane adhesive designed specifically for bonding small-size multi-layer or solid wood pre-finished floors to concrete sub-floors or non-absorbent flooring (marble tiles, terrazzo flooring and wood surfaces).

If applied evenly on the installation surface, WB MONO MS-LE creates a waterproof barrier that helps to prevent rising damp from concrete-based sub-floors.

### TECHNICAL CHARACTERISTICS:

- Monocomponent
- 100 % MS Technology
- **Ideal for bonding small-size multi-layer or solid wood pre-finished floors**
- Easy to clean
- Free from isocyanates and amines
- Solvent-free
- Water-free
- Complies with ISO 17178: elastic

### SPECIAL PROPERTIES:

	<p>Symbol EC1 PLUS Established using GEV criteria, classified as EMICODE EC1 PLUS: very low emissions.</p>
	<p>Emission class as per French regulations.</p>
	<p>Suitable for underfloor systems</p>
	<p>Reduces footstep noise IIC 69, STC 58 (ASTM E 492-09, ASTM E 90-09)</p>

### WHERE IT CAN BE APPLIED:

- Absorbent and non-absorbent flooring
- Traditional concrete screeds
- Anhydrite (calcium sulphate) screeds
- Absorbent and non-absorbent sub-floors with underfloor heating or cooling systems

The following can be bonded to these surfaces:

- Non-locking 10-mm solid wood battens (lamparquet) compliant with standard DIN EN 13227
- Solid wood strip flooring (industrial) compliant with standard DIN EN 14761
- Finished multi-layered flooring compliant with standard DIN EN 13489
- Cork flooring

If applied evenly and uniformly, WB MONO MS-LE can act as a vapour barrier (by forming a continuous layer) on the aforementioned tongue-and-groove parquet only, and unheated bases with a moisture content up to 4%, corresponding to environmental humidity of 85%.

CONTINUE

## WB MONO MS-LE standard performance



### SPECIFIC CHARACTERISTICS (normal conditions):

Density (g/cm <sup>3</sup> ):	1.65 - 1.75
Brookfield viscosity at 20°C (mPa*s):	60.000 - 85.000
Yield: (g/m <sup>2</sup> ): - cork flooring - wood flooring	400 – 500 (g/m <sup>2</sup> ) no. 4 toothed spatula 800 – 1000 (g/m <sup>2</sup> ) no. 6 toothed spatula (the yield of the product may vary depending on the porosity or flatness of the surface being treated)
Usage temperature (°C):	> +10 C°
Open time (minutes):	40 - 50
Ready for walking on (hours):	about 6 hours, depending on the environmental conditions
Sanding or load capacity:	After 24-36 hours
Application/Equipment:	notched trowel
Equipment cleaning:	GR7, before the product sets
Product removal:	with a clean cloth, before the product sets
Storage (months): maximum temperature +5 °C	12
Disposal information:	Dispose of in compliance with the local and national regulations in force
Packaging:	15 kg
Usage limitations:	The surface to be treated must comply with standard DIN 18356 Always use suitable personal protective equipment Always consult the technical and safety information sheets
GISCODE:	RS10
Shear strength ISO 17178	Compliant with Regulations
Elongation at break ISO 17178	Compliant with Regulations
Category according to ISO 17178	Elastic adhesives

### SURFACE PREPARATION:

The surface to be treated must be compact, dry, clean and free from loose parts such as traces of wall paint, dust, wax and the like, and must be compliant with DIN 18356.

Before laying, always use suitable tools to verify the moisture level in the sub-floor and the wood. The moisture level in the sub-floor must be measured in depth (approx. 2-3 cm) using a carbide moisture tester in order to rule out the presence of particularly hygroscopic substances (such as pumice or vermiculite), which could release the moisture contained in them and thus cause the floor surface to swell.

The humidity should be <2% for traditional screeds and <0.2% anhydrite (calcium sulphate).

Do not apply on screeds that are not protected from possible rising damp (always ensure there is an appropriate vapour barrier between the screed and flooring). On low-porosity or calcium sulphate screeds, mechanical sanding of the surface is recommended, and any residual dirt, dust or loose parts must be vacuumed off the surface.

Dusty concrete sub-floors or screeds with moisture must be consolidated with primers (e.g. our PRIMER WB PU product), to optimise bonding of the adhesive (see technical data sheet).

### APPLICATION:

As the product uses water vapour when curing, the best setting conditions are achieved with a Room Humidity (RH%) value between 35 and 80 %.

Avoid using in low temperatures (< 10 °C) and with a low RH percentage (< 35 %). Such conditions can lead to a significant increase in curing time and do not guarantee proper setting and bonding. The product is ready for use. Apply WB MONO MS-LE evenly to the surface using a toothed spatula and lay the parquet using appropriate pressure. It is advisable to remove any glue residue using a cloth when the product is still wet.

Always use suitable personal protective equipment.

Always consult the product's technical and safety information sheets before use.

### HAZARD PICTOGRAMS:

-- -- --